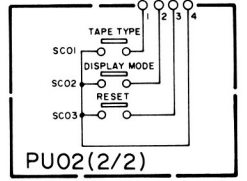
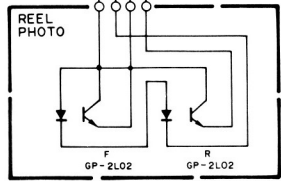
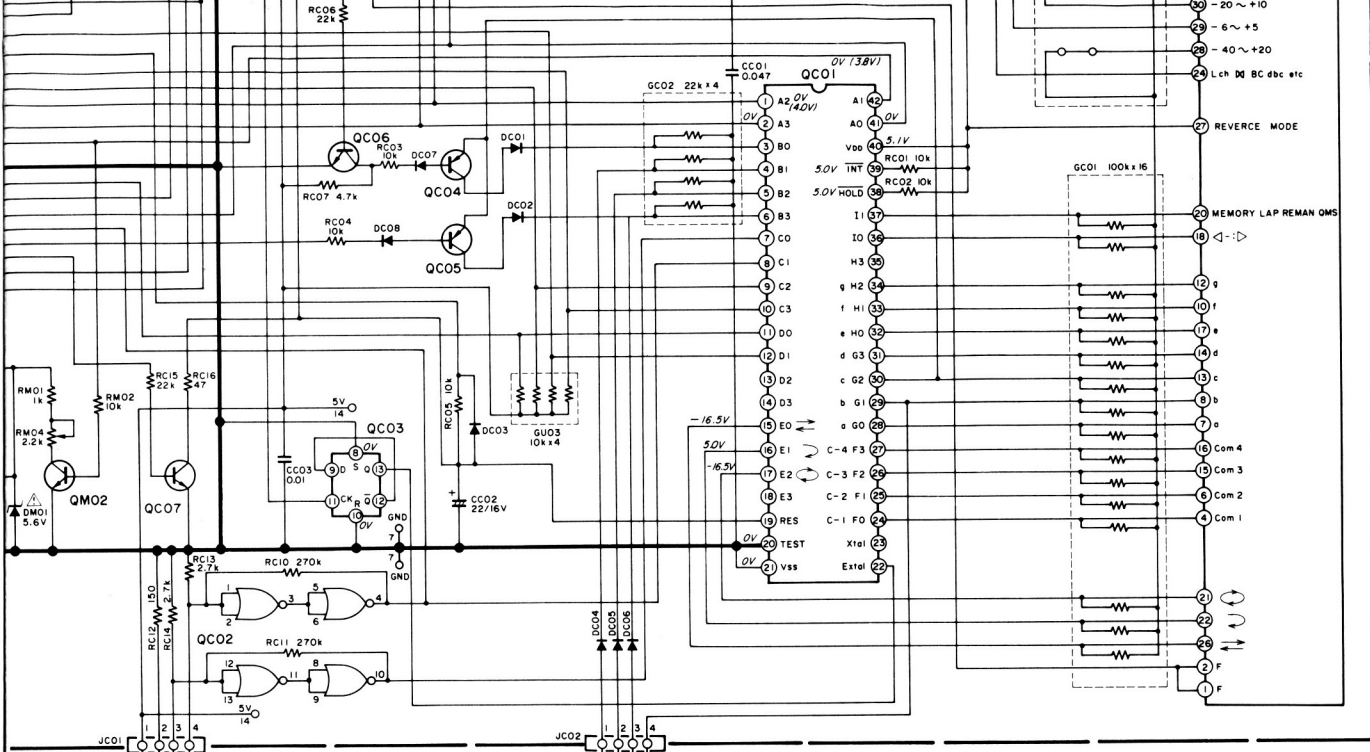


SCHEMATIC DIAGRAM FOR Model SD640 / SD-64



2SA933S(R,S)

RV01
HQ30402060
FIP72AW19Y

DU03
HD30021060
RD5.1EB2

DR54 ~ DR56
HD30022061
RD22EB1

DM01
HD30015060
RD5.6EB2

DQ03
HD30061060
RD10EB2

DU01, DU02
HD20022031
DSF10C

DU04 ~ DU06, DU07
DC01 ~ DC09
DR51 ~ DR53, DR57 ~ DR59
DQ01, DQ02
HD20015211
ISS133

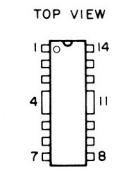
DUB1, DUB2, DUB9
HI10037030
SLP-981C-50

DUB4 ~ DUB8
HI10038030
SLP-281F-50

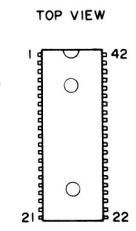
DUB3
HI10046030
SLP-481C-50

DM02
HD30043061
RD8.2EB2

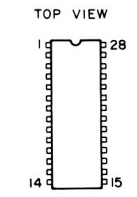
SD64 ONLY



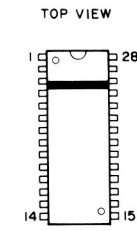
LB1649



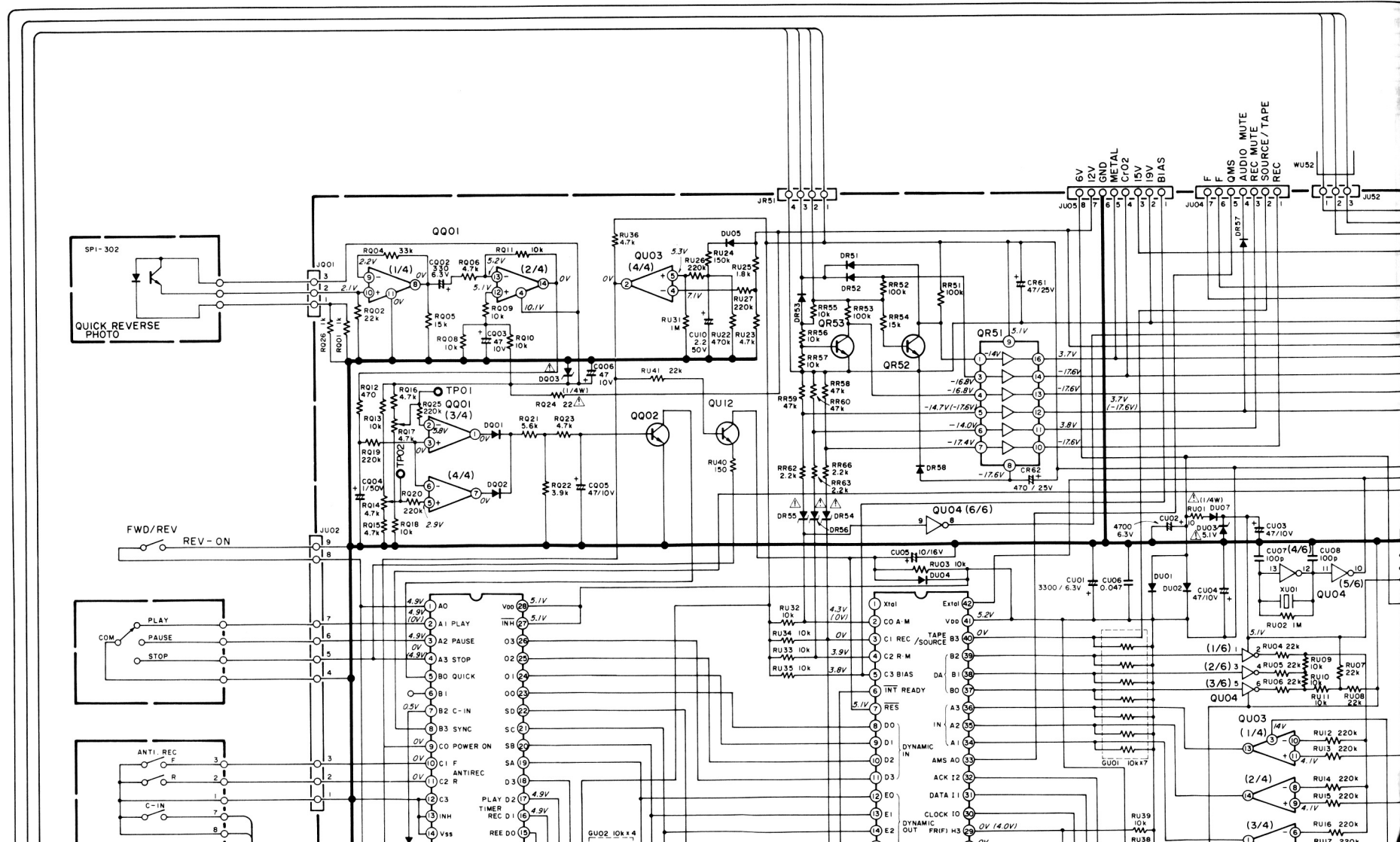
LM6402H-491
LC6502B-685



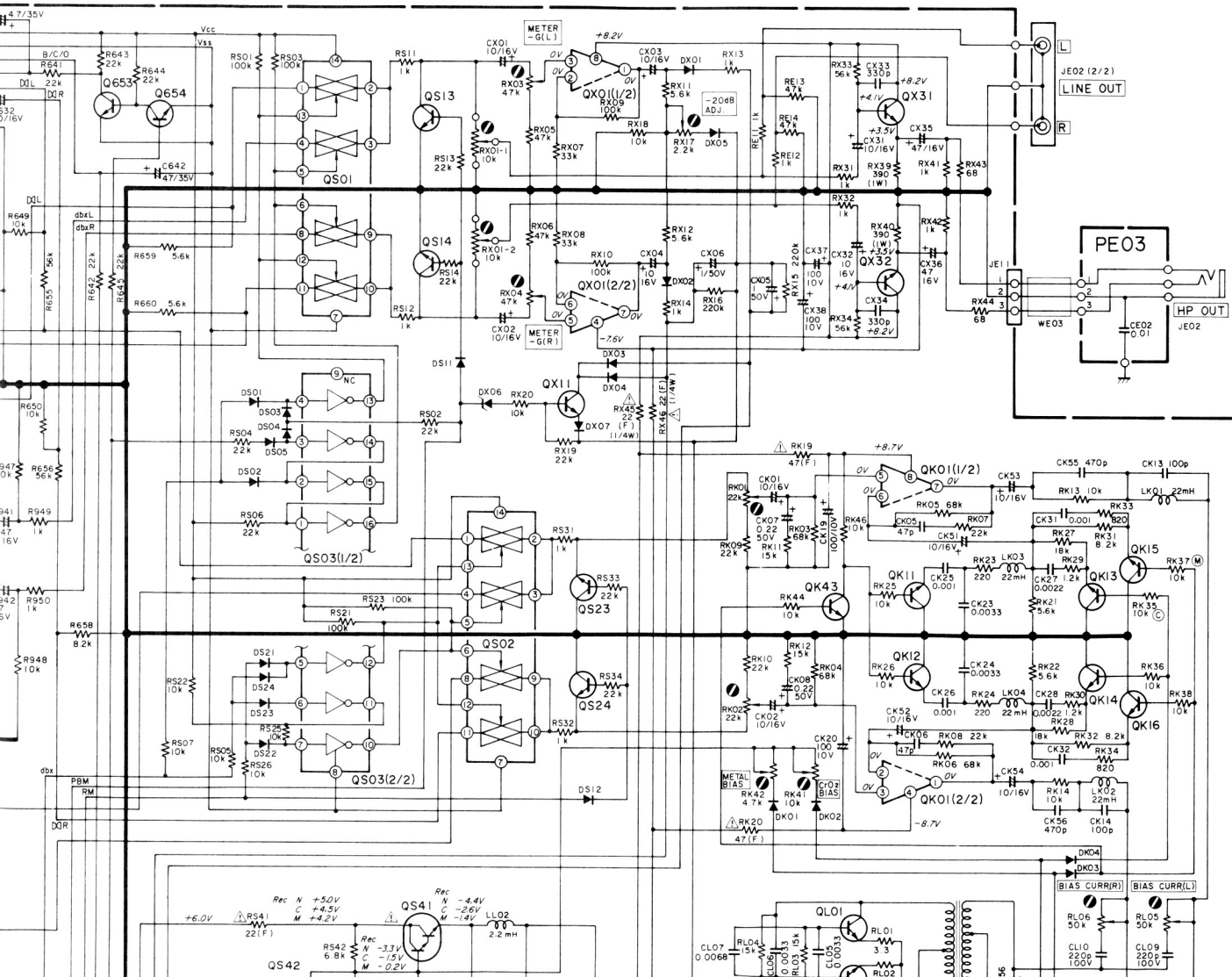
LM6416E-490
LC7800



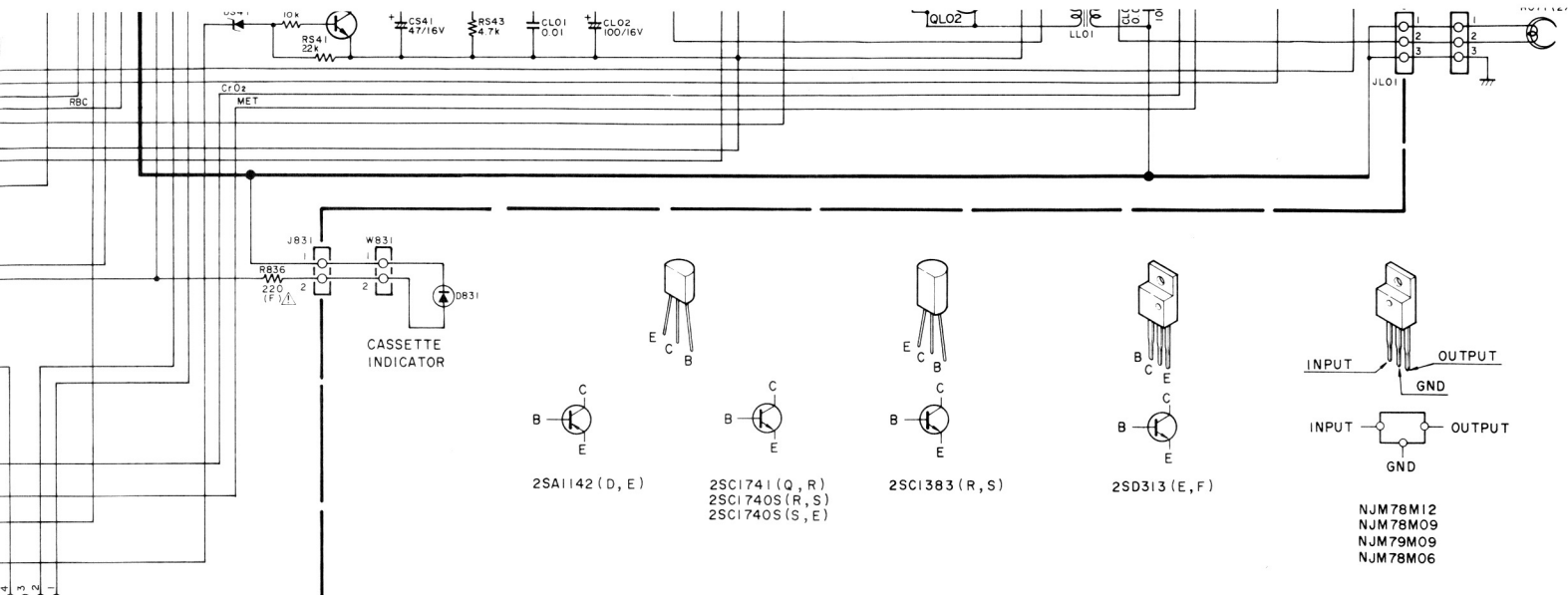
AN6870N



SCHEMATIC DIAGRAM FOR Model SD640 / SD-64

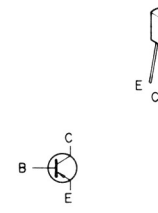


- Q601, Q602
HC10003490
TEA0665
- Q801
HC38509090
NJM78M09
- Q802
HC39509090
NJM79M09
- Q803
HC38506090
NJM78M06
- Q804
HT403132B0
2SD313(E, F)
- Q805
HT11422B0
2SA1142(P, E)
- Q806
HC38512090
NJM78M12
- Q901, Q905
HC10039020
AN6291
- Q902, QK01
HC10021090
NJM4560D-D
- QJ01
HC10017090
NJM2043D-D
- QJ21
HT313832C0
2SC1383(R, S)
- QJ51
HC10095050
T062554S
- QJ52
HC10044210
BA335
- QL01, QL02
HT317412B0
2SC1741(Q, R)
- QS01, QS02
- QX01
HC10003090
NJM4558D
- Q651~Q654, QS42
QS51, QS52, QX11
QK11~QK16, QK43
QJ11, QJ12, QJ53
QJ54
HT317402F0
2SC1740S(R, S)
- Q911~Q914, QX31
Q951~Q954, QX32
QS13, QS14, QS23
QS24
HT317402G0
2SC1740S(S, E)
- D808
HD30012020
MA1150(M)
- D810, DX06
HD30013020
MA1180(H)
- D831
H110029320
LT-9300E
- D832, DS52
HD30003020
MA1047(M)
- D801~D806, D811
D812, DU21
HD20022030
DSF10C
- DJ51~DJ53, D807
D809, DK01~DK04
DS01~DS05, DS11
DS12, DS21~DS24
DS31, DS32, DS51
DX01~DX05, DX07
HD20015210
ISS133
- DS41
HD30008020
MA1180(M)

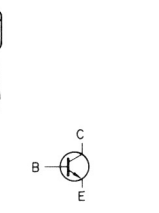


HD14066B
 QS03
 HC10052050
 TD62504P
 QS41
 HT40894000
 2SD894

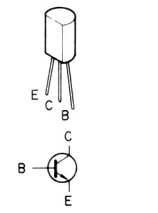
CASSETTE INDICATOR



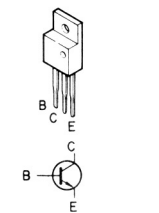
2SA1142 (D, E)



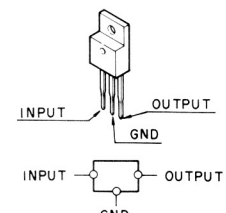
2SC1741 (Q, R)
 2SC1740S (R, S)
 2SC1740S (S, E)



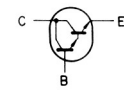
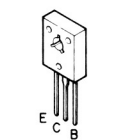
2SC1383 (R, S)



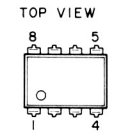
2SD313 (E, F)



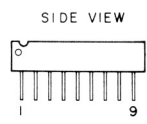
NJM78M12
 NJM78M09
 NJM79M09
 NJM78M06



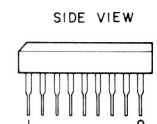
2SD894



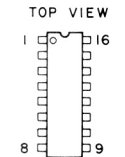
NJM45600-D
 NJM2043D-D
 NJM4558D



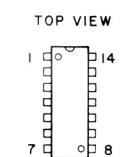
BA335



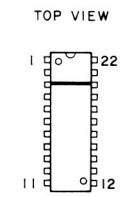
TD62554S



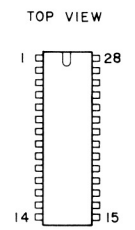
TD62504P



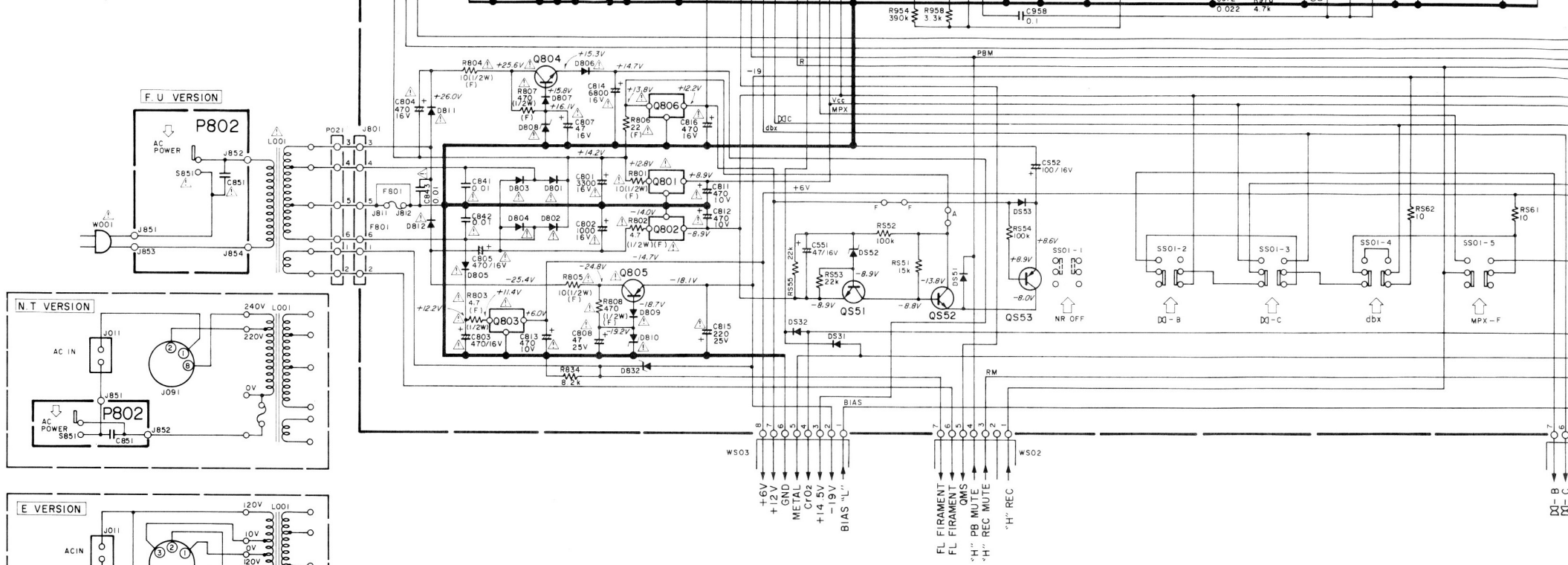
HD14066B



(AN6291)



TEA0665



NOTE ON SAFETY :
 Symbol \triangle Fire or electrical shock hazard. Only original parts should be used to replace any part marked with symbol \triangle . Any other component substitution (other than original type), may increase risk of fire or electrical shock hazard.

Components and wiring are subject to change without notice.

SCHEMATIC DIAGRAM FOR Model SD640/SD-64

